

COIN SLIDE

COMMERCIAL REAR CONTROL FRONT LOAD WASHER – CANADA


Built for Reliable Performance

Engineered and built like no other, the Huebsch® coin slide operated front load washer is designed to be everything people thought a washer couldn't be, beginning with its revolutionary suspension and sensing technology. This groundbreaking innovation manages and redistributes out-of-balance loads to deliver uninterrupted cycles, virtually eliminate vibration and operate so quietly neighboring residents won't even know it's running. It also touts an incredible 440 G-Force extraction speed to maximize moisture removal, reduce dry times and minimize utility costs. And as if that's not game-changing enough, this smooth-running, laundry-optimizing machine delivers increased water efficiency and the ultimate user experience. It's everything you never knew it could be.

- Revolutionary balancing technology
- Industry leading 1200 RPM spin speed exerts 440 G-force extraction
- Extra-wide 15.5" door opening and 180° door swing
- Rugged suspension system
- Durable stainless steel tub
- Four-compartment soap dispenser



ENERGY STAR® Certified Washer

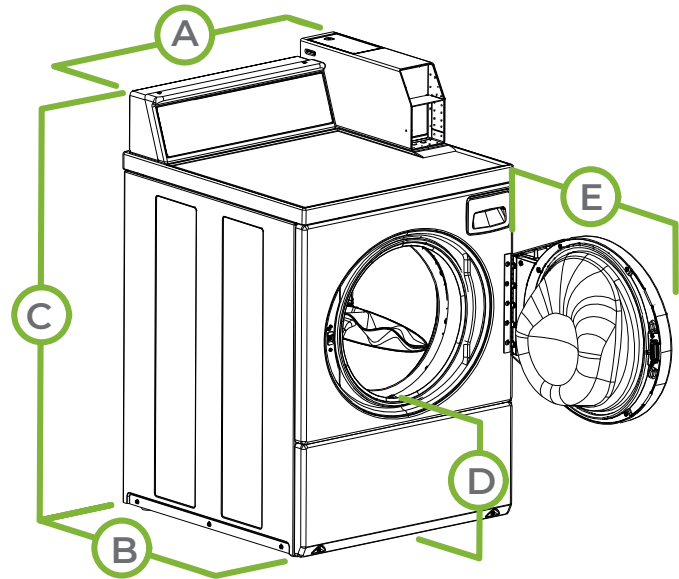


Coin Slide control offers heavy-duty operation, is easy to use and offers the basic features needed for optimal coin-vended laundry room operations.


SPECIFICATIONS

COMMERCIAL REAR CONTROL FRONT LOAD WASHER – CANADA

MODEL - see below for all models and activation available	
CONTROL OPTION	Coin Slide
COLOR	White
CAPACITY - lb (kg)	21.5 (9.5)
CYLINDER VOLUME - cu. ft. (liters)	3.26 (92.3)
SPIN SPEED G-FORCE (RPM)	150 (710)
MOTOR SIZE - HP (kw)	0.9 (0.67)
WATER CONSUMPTION PER CYCLE - g (liter)	13.68 (51.8)
IWF (WATER FACTOR) - gal/ft ³ (liters/liter/cycle)	4.0 (0.53)
MEF ₁₂ (Modified Energy Factor) ft ³ /kWh/cycle (Liters/kWh/cycle)	2.20 (62.3)
CYCLE SELECTIONS	Normal, Perm Press, Delicates
ELECTRICAL REQUIREMENTS (v/Hz/Ph-Amp)	120/60/1 - 15 Amp
WATER PRESSURE - p.s.i. (bar)	20-120 (1.4/8.3)
DRAIN	Pump
CYLINDER FINISH	Stainless Steel
NET WEIGHT - lb (kg)	260 (118)
SHIPPING WEIGHT - lb (kg)	270 (122.5)
SHIPPING DIMENSIONS APPROX. - in (mm)	Width 34 (864)
	Depth 30 (762)
	Height 44.5 (1130)
AGENCY APPROVALS	cULus



A. OVERALL WIDTH - in (mm)	26.875 (683)
B. OVERALL DEPTH - in (mm)	27.73 (704)
C. OVERALL HEIGHT - in (mm)	40.42 (1027)
D. FLOOR TO DOOR OPENING -in (mm)	14.6 (371)
E. DOOR SWING - in (mm)	24 (610)

MODELS	ACTIVATION
HFNSXRSP115CW01	Coin Slide 

For the most accurate information, the installation guide should be used for all design and construction purposes. Due to continuous product improvements, design and specifications subject to change without notice. The quality management systems at Alliance Laundry Systems are registered to ISO 9001.